











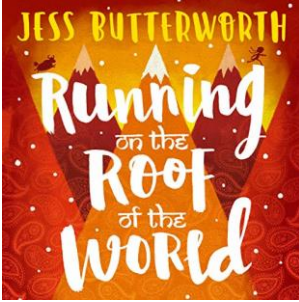








Year 6 Remote Learning Weekly Overview Term 4 Week 2 WB 1.3.21

















What makes India so incredible?

	9.00-9.15	9.15-10.30 MATHS	BREAK	11-12.15 ENGLISH	LUNCH	13.15 13.45	13.45-15.00 FOUNDATION SUBJECTS
<p>MON</p> <p>1/3</p> <p>8.45</p> <p>Mindful Monday</p> <p>Early morning Work</p> <p>Watch this video HERE if you are still not sure about mindfulness.</p> <p>Complete this mindfulness session HERE</p>	<p>We usually complete the daily mile outside in the playground at this time completing 14 laps.</p> <p>If you have a garden, go outside and run the daily mile like we do normally at school.</p>  <p>Can you work out how many laps you need to do?</p> <p>If you don't have enough space, can you get outside for some fresh air and a run around?!</p>	<p>Arithmetic: Fluent in Five – set a timer for 5 minutes and do your best to complete the questions. Times Table Rock Stars – play as much as you can for the school battle this week for 10 minutes.</p> <p>Main: Write the short date in your home learning book. Then the LI below.</p> <p>L.I: To convert miles and kilometres.</p> <p>https://vimeo.com/505789895</p> <p>Watch the video carefully and pause the video at different points. Remember the fact:</p> <div style="border: 1px solid black; padding: 2px; display: inline-block;">5 miles ≈ 8 kilometres</div> <p>When you get to the end, complete the work in your home learning book. Have the worksheet open on a device in front of you and then do your working out and answering in the book. Once you have completed the task, use the answer sheet to mark your work.</p>	 <p>Have a brain break and a healthy snack.</p> 	<p>Spelling: Go to Spelling Frame and log on to your account. Look at the weekly spellings (T4W2) and play some games to practise.</p> <p>Main: Write the long date in your home learning book. Then the LI below.</p> <p>L.I: To use information from a text.</p> <p>Read chapters 7-8 of 'When the Mountains Roared'.</p> <p>Task: Draw a map of Ruby's journey from Australia to India. Include a key with any bodies of water crossed, the Equator, and points on the compass.</p> <p>You can use the World Map template if needed.</p>		<p>DEAR TIME:</p>  <p>For a change in reading, go HERE to visit the Virtual School Library.</p> <p>There are free reading and writing activities from your favourite children's authors from the National Literacy Trust.</p>	<p>TOPIC: Geography</p> <p>L.I: To explore some of the major rivers in India.</p> <p>Starter: Revise rivers from year 4 here: https://www.bbc.co.uk/teach/class-clips-video/geography-ks1--ks2-rivers/z6asf4j</p> <p>Main: Read through the Indian Rivers PowerPoint. Look at the Ganges and Narmada River images and think about what you can see. Read the questions and answer them.</p> <p>Task: Create fact files (like the example on the sheet) about the Narmada and Ganges rivers. Compare the two rivers.</p> <p>Challenge: Can you be creative and create a model of the journey of a river? You can use whichever means you wish, such as modelling clay, paper, card etc. You could add some fact cards about one of the Indian rivers.</p> 

	9.00-9.15	9.15-10.30 MATHS	BREAK	11-12.15 ENGLISH	LUNCH	13.15 13.45	13.45-15.00 FOUNDATION SUBJECTS
<p>TUE</p> <p>2/3</p> <p>8.45</p> <p>Early morning Work</p> <p>Complete the Maths Mat</p> <p>(see PDF file on the website)</p>	<p>We usually complete the daily mile outside in the playground at this time completing 14 laps.</p> <p>If you have a garden, go outside and run the daily mile like we do normally at school.</p>  <p>Can you work out how many laps you need to do?</p> <p>If you don't have enough space, can you get outside for some fresh air and a run around?!</p>	<p>Arithmetic: Fluent in Five – set a timer for 5 minutes and do your best to complete the questions. Times Table Rock Stars – play play as much as you can for the school battle this week for 10 minutes.</p> <p>Main: Write the short date in your home learning book. Then the LI below.</p> <p>L.I: To convert imperial and metric measures.</p> <p>https://vimeo.com/506026182</p> <p>Click on the link above to watch the video for the objective.</p> <p>When you get to the end, complete the work in your home learning book. Have the worksheet open on a device in front of you and then do your working out and answering in the book. Once you have completed the task, use the answer sheet to mark your work.</p>	 <p>Have a brain break and a healthy snack.</p> 	<p>Spelling: Go to Spelling Frame and log on to your account. Look at the weekly spellings (T4W2) and play some games to practise.</p> <p>Main: Write the long date in your home learning book. Then the LI below.</p> <p>L.I: To write a letter.</p> <p>Read chapters 9-10 of 'When the Mountains Roared'.</p> <p>Revise features of letters here https://youtu.be/P3k148siSk2</p> <p>Task: Write a letter to your friends back in Australia describing what the hotel is like you have arrived at. What do you think of India so far? What was your journey like? Remember to include your thoughts and feelings too.</p>		<p>DEAR TIME:</p>  <p>If you have an adult around that isn't busy, ask if you can read out loud to them and ask you questions. If not, just reading independently</p> <p>Log on to Accelerated Reader here if you have a quiz to take.</p>	<p>PE:</p> <p>Visit the fitness challenge website below which we used last week: https://primarypeplanning.com/home-pe-2020/home-pe-ks2-fitness-challenge-y5-6/</p> <p>You should see this screen</p>  <p>Warm up using the video provided and make sure you cool down at the end. Click on the number 2 for this week's lesson.</p> <p>Just click on each station for a demo video of what to do.</p> <p>Just do what you can and do your best!</p> <p>...And rest!</p> <p>If you have any spare time, then listen to a new book HERE which has some links to our topic and is by the same author of our English text. The book is available as an audio book, free for a limited period of time because of World Book day on Thursday.</p> 

	9.00-9.15	9.15-10.30 MATHS	BREAK	11-12.15 ENGLISH	LUNCH	13.15 13.45	13.45-15.00 FOUNDATION SUBJECTS
<p>WED</p> <p>3/3</p> <p>8.45</p> <p>World Maths Day</p> <p>Wellbeing Wednesday</p> <p>Early morning Work</p> <p>Complete the task card, then the mindfulness colouring after.</p>	<p>We usually complete the daily mile outside in the playground at this time completing 14 laps.</p> <p>If you have a garden, go outside and run the daily mile like we do normally at school.</p>  <p>Can you work out how many laps you need to do?</p> <p>If you don't have enough space, can you get outside for some fresh air and a run around?</p>	<p>Arithmetic: Fluent in Five – set a timer for 5 minutes and do your best to complete the questions. Times Table Rock Stars – play as much as you can for the school battle this week for 10 minutes.</p> <p>Main: Write the short date in your home learning book. Then the LI below.</p> <p>L.I: To complete clues to solve a problem.</p> <p>Today is World Maths Day.</p> <p>Have a go at completing the maths mystery at the zoo. Complete each clue on different areas of maths to find a part of the answer.</p>	 <p>Have a brain break and a healthy snack.</p> 	<p>Spelling: Go to Spelling Frame and log on to your account. Look at the weekly spellings (T4W2) and play some games to practise.</p> <p>Main: Write the long date in your home learning book. Then the LI below.</p> <p>L.I: To edit and improve a letter.</p>   <p>Try to include the features of writing we have recently revised such as parentheses, paragraphs and improving vocabulary.</p> <p>Task: Edit and improve your letter, then rewrite it as if you are going to post it.</p>		<p>DEAR TIME:</p>  <p>If you have an adult around that isn't busy, ask if you can read out loud to them and ask you questions. If not, just reading independently</p> <p>Log on to Accelerated Reader here if you have a quiz to take.</p>	<p>SCIENCE:</p> <p>L.I: To classify living things using the Linnaean system.</p> <p>Starter: Recap on classification from last week and take the quiz: https://www.bbc.co.uk/bitesize/topics/zn22pv4/articles/z3nbcwx</p> <p>Main: Watch the video about Carl Linnaeus: https://www.bbc.co.uk/teach/class-clips-video/science-ks2-the-work-of-carl-linnaeus/zhnjf4j</p> <p>Task: Choose an Indian animal from the selection and follow the levels of the classification system to classify it. Complete your Classifying Species Activity Sheet to show how it fits into each level of the standard system. Use the genus and the species to give the scientific name of the species. You will need to use books or the Internet to research the animal and find the information you need.</p> <p>Challenge/extra task: Choose an Indian animal to research and then create a fact-file including information about its environment, how it has adapted to suit its habitat and how it survives.</p>

	9.00-9.15	9.15-10.30 MATHS	BREAK	11-12.15 ENGLISH	LUNCH	13.15 13.45	13.45-15.00 FOUNDATION SUBJECTS
<p>THU</p> <p>4/3</p> <p>8.45</p> <p>World Book Day</p> <p>Spend the day in your pyjamas – snuggle up with your favourite book. Mr Hart has arranged a competition to see who can read a book in the most unusual place! Send me your picture.</p> <p>Early morning Work</p> <p>Have fun with the 'Masked Reader' slides.</p>	<p>We usually complete the daily mile outside in the playground at this time completing 14 laps.</p> <p>If you have a garden, go outside and run the daily mile like we do normally at school.</p>  <p>Can you work out how many laps you need to do?</p> <p>If you don't have enough space, can you get outside for some fresh air and a run around?</p>	<p>Arithmetic: Fluent in Five – set a timer for 5 minutes and do your best to complete the questions. Times Table Rock Stars – play play as much as you can for the school battle this week for 10 minutes.</p> <p>Main: Lost in the library escape room activity.</p> <p>You are having a wonderful time reading and exploring books in the library. You found some really interesting books. As the time to leave approaches, you realise all the librarians have left the library. You try the door and it is locked! Luckily, an adult in your group has a plan of the library with a set of clues that will give the code to open the door. Solve the clues and puzzles to discover the passcode number needed to unlock the door to find your way out of the library.</p> <p>Use the record sheet to record the numbers to each clue.</p>	 <p>Have a brain break and a healthy snack.</p>  <p>Join in with the World Book Day live event HERE starting at 10.30</p>	<p>Listen to the World Book Day song by MC GRAMMAR https://youtu.be/ZpTkjssrL4k</p> <p>Challenge: How many book titles can you identify in the song?</p> <p>There are activities based on the song above, coming to the site here. Check to see what has been uploaded.</p> <p>Main: Write the long date in your home learning book. Then the LI below.</p> <p>LI: To design a book cover</p> <p>We are getting into our text for this term 'When the Mountains Roared'. Last week when I introduced the book to you, we looked at the front cover of the book</p> <p>Task: Your task is to redesign the front cover of the book. Use what you already know so far in the story. You can change all or just some parts of the existing cover – just be creative.</p> <p>Extra activity: Make a tiger animal corner bookmark</p>		<p>DEAR TIME:</p>  <p>World Book Day – share a story.</p>  <p>Read to someone at home or ask someone to read to you and share their favourite story.</p>	<p>TOPIC: History</p> <p>LI: To understand and explain how the British Raj in India was established.</p> <p>Starter: Recap on The East India Company https://www.youtube.com/watch?v=NPVlr4Np0jA</p> <p>Main: On 28 June 1858, the institution of governance was given to Queen Victoria from British East Indian Company. She was proclaimed as the Empress of India in 1876 until 1947. Read through the British Raj PowerPoint pdf slides. Also watch these videos HERE and HERE</p> <p>Task: What was life like for people living in India under British rule? How do you think it compared to everyday life in Britain? Sort the statements which describe life for different groups of people into the correct categories of people below:</p> <ul style="list-style-type: none"> • British people living and working in India • Rich and powerful Indian people. • Poor Indian people • Indian men. • Indian women • Indian children <p>Challenge: Write a diary entry explaining your day as an Indian citizen under the British Raj.</p>

	9.00-9.15	9.15-10.30 MATHS	BREAK	11-12.15 ENGLISH	LUNCH	13.15 13.45	13.45-15.00 FOUNDATION SUBJECTS
<p>FRI</p> <p>5/3</p> <p>8.45</p> <p><u>Early morning Work</u></p> <p>Complete the morning challenges</p> <p>(see PDF file on the website)</p>	<p>We usually complete the daily mile outside in the playground at this time completing 14 laps.</p> <p>If you have a garden, go outside and run the daily mile like we do normally at school.</p>  <p>Can you work out how many laps you need to do?</p> <p>If you don't have enough space, can you get outside for some fresh air and a run around?</p>	<p>Arithmetic: Fluent in Five – set a timer for 5 minutes and do your best to complete the questions. Times Table Rock Stars – play as much as you can for the school battle this week for 10 minutes.</p> <p>Main: Write the short date in your home learning book. Then the LI below.</p> <p>L.I: To revise measures.</p> <p>Today you are going to practise your measurement learning on Prodigy.</p> <p>Log in to Prodigy to access the measurement questions I have set for you – there are 15 questions in total.</p>	 <p>Have a brain break and a healthy snack.</p> 	<p>Spelling: Go to Spelling Frame and log on to your account. Look at the weekly spellings (T4W2) and take a test to see how your practise this week has helped you learn them.</p> <p>Main: Write the long date in your home learning book. Then the LI below.</p> <p>L.I: To revise different areas of spelling, punctuation and grammar</p> <p>Task: The missing emojis SPaG problem solving mystery game (resource on webpage)</p>		<p>DEAR TIME:</p>  <p>If you have an adult around that isn't busy, ask if you can read out loud to them and ask you questions. If not, just reading independently</p> <p>Log on to Accelerated Reader here if you have a quiz to take.</p>	<p>RE:</p> <p>LQ: How does the Gospel of Mark describe the journey of Jesus through Holy Week?</p> <p>Starter: What do you know about the Easter story? Use the image in the resources below to help you. Put your thoughts around it.</p> <p>Main:  Look carefully at the images in section 1. What do you notice? What part of the Easter story do you think they represent?</p> <p> Read the Bible text below, which is taken from the Gospel narratives of the crucifixion of Jesus. There is a lot to read, so you might want to read it in sections. If there are words you don't understand, highlight them and look them up in the dictionary afterwards.</p> <p>Task:  Match each of the images to the relevant Bible text. Write the letter of the image next to the Bible text.</p> <p> Watch this video clip HERE – It is produced for Christian children, so when it says 'we' it is referring to the Christians watching it.</p> <p> Which part of the Easter story do you think is the most important to Christians?</p>





Resources

FRIDAY RE:




In RE, we have to do lots of deep thinking to challenge and help us to be more curious. The great thing in RE and life is that there are lots of right answers to big questions. So, we just need to think deeply and reflect on all we know about the subject we have been studying to help us think through difficult questions.



What do you know about the Easter story?

Use the image below to help you. Put your thoughts around it.



Section 1 - Learning question: **How does the Gospel of Mark describe the journey of Jesus through Holy Week?**

Look carefully at these images. What do you notice? What part of the Easter story do you think they represent?

a



b



c



d



e



j



f



g



h



i



k



l



m



n



o





Read the Bible text below, which is taken from the Gospel narratives of the crucifixion of Jesus. There is a lot to read, so you might want to read it in sections. If there are words you don't understand, highlight them and look them up in the dictionary afterwards.

1. The agony in the garden

They went to a place called Gethsemane; and he said to his disciples, 'Sit here while I pray.' He took with him Peter and James and John, and began to be distressed and agitated. And he said to them, 'I am deeply grieved, even to death; remain here, and keep awake.' And going a little farther, he threw himself on the ground and prayed that, if it were possible, the hour might pass from him. He said, 'Abba, Father, for you all things are possible; remove this cup from me; yet, not what I want, but what you want.'

Mark 14:32-36

2. Jesus is betrayed and arrested

Immediately, while he was still speaking, Judas, one of the twelve, arrived; and with him there was a crowd with swords and clubs, from the chief priests, the scribes, and the elders. Now the betrayer had given them a sign, saying, 'The one I will kiss is the man; arrest him and lead him away under guard.' So when he came, he went up to him at once and said, 'Rabbi!' and kissed him. Then they laid hands on him and arrested him.

Mark 14:43-46

3. Jesus is condemned by the Sanhedrin

Now the chief priests and the whole council were looking for testimony against Jesus to put him to death; but they found none. For many gave false testimony against him, and their testimony did not agree. Some stood up and gave false testimony against him, saying, 'We heard him say, "I will destroy this temple that is made with hands, and in three days I will build another, not made with hands".' But even on this point their testimony did not agree. Then the high priest stood up before them and asked Jesus, 'Have you no answer? What is it that they testify against you?' But he was silent and did not answer. Again the high priest asked him, 'Are you the Messiah, the Son of the Blessed One?' Jesus said, 'I am; and "you will see the Son of Man seated at the right hand of the Power", and "coming with the clouds of heaven".' Then the high priest tore his clothes and said, 'Why do we still need witnesses? You have heard his blasphemy! What is your decision?' All of them condemned him as deserving death.

Mark 14:55-64

4. Peter denies Jesus

Peter declared, "Even if all fall away, I will not."

"Truly I tell you," Jesus answered, "today – yes, tonight – before the cock crows twice you yourself will disown me three times."

But Peter insisted emphatically, "Even if I have to die with you, I will never disown you." And all the others said the same.

While Peter was below in the courtyard, one of the servant-girls of the high priest came by. When she saw Peter warming himself, she looked closely at him. 'You also were with that Nazarene, Jesus,' she said. But he denied it. 'I don't know or understand what you're talking about,' he said, and went out into the entrance. When the servant-girl saw him there, she said again to those standing round them, 'This fellow is one of them.' Again he denied it.

After a little while, those standing near said to Peter, 'Surely you are one of them, for you are a Galilean.' He began to call down curses, and he swore to them, 'I don't know this man you're talking about.' Immediately the cock crowed the second time. Then Peter remembered the words Jesus had spoken to him: 'Before the cock crows twice you will disown me three times.' And he broke down and wept.

Mark 14:66-72

5. Jesus judged by Pilate

Pilate asked them, 'Why, what evil has he done?' But they shouted all the more, 'Crucify him!' So Pilate, wishing to satisfy the crowd, released Barabbas for them; and after flogging Jesus, he handed him over to be crucified.

Mark 15:14-15

6. Jesus is whipped and crowned with thorns

And they clothed him in a purple cloak; and after twisting some thorns into a crown, they put it on him. And they began saluting him, 'Hail, King of the Jews!' They struck his head with a reed, spat upon him, and knelt down in homage to him.

Mark 15:17-19



This is a really upsetting and difficult story to read. If you are feeling sad or upset after reading it, please make sure you speak to someone at home or school about how you are feeling. It is ok to feel like this. Many people find this story hard to read and imagine.

7. Jesus carries his cross

After mocking him, they stripped him of the purple cloak and put his own clothes on him. Then they led him out to crucify him.

Mark 15:20

8. Simon of Cyrene helps Jesus to carry the cross

They compelled a passer-by, who was coming in from the country, to carry his cross; it was Simon of Cyrene, the father of Alexander and Rufus.

Mark 15:21

9. Jesus meets the women of Jerusalem

A great number of the people followed him, and among them were women who were beating their breasts and wailing for him. But Jesus turned to them and said, 'Daughters of Jerusalem, do not weep for me, but weep for yourselves and for your children. For the days are surely coming when they will say, "Blessed are the barren, and the wombs that never bore, and the breasts that never nursed." Then they will begin to say to the mountains, "Fall on us"; and to the hills, "Cover us." For if they do this when the wood is green, what will happen when it is dry?'

Luke 23:27-31

10. Jesus is crucified

And they crucified him, and divided his clothes among them, casting lots to decide what each should take.

Mark 15:24

11. Jesus promises heaven to the thief who says sorry

One of the criminals who were hanged there kept deriding him and saying, 'Are you not the Messiah? Save yourself and us!' But the other rebuked him, saying, 'Do you not fear God, since you are under the same sentence of condemnation? And we indeed have been condemned justly, for we are getting what we deserve for our deeds, but this man has done nothing wrong.' Then he said, 'Jesus, remember me when you come into your kingdom.' He replied, 'Truly I tell you, today you will be with me in Paradise.'

Luke 23:39-43

12. Jesus on the cross, talks to Mary and his friend

When Jesus saw his mother and the disciple whom he loved standing beside her, he said to his mother, 'Woman, here is your son.' Then he said to the disciple, 'Here is your mother.' And from that hour the disciple took her into his own home.

John 19:26-27

13. Jesus dies on the cross

At three o'clock Jesus cried out with a loud voice, 'Eloi, Eloi, lema sabachthani?' which means, 'My God, my God, why have you forsaken me?' When some of the bystanders heard it, they said, 'Listen, he is calling for Elijah.' And someone ran, filled a sponge with sour wine, put it on a stick, and gave it to him to drink, saying, 'Wait, let us see whether Elijah will come to take him down.' Then Jesus gave a loud cry and breathed his last.

Mark 15:34-37

14. Jesus is laid in the tomb

Then Joseph bought a linen cloth, and taking down the body, wrapped it in the linen cloth, and laid it in a tomb that had been hewn out of the rock. He then rolled a stone against the door of the tomb.

Mark 15:46

15. Jesus rises from the dead

When they looked up, they saw that the stone, which was very large, had already been rolled back. As they entered the tomb, they saw a young man, dressed in a white robe, sitting on the right side; and they were alarmed. But he said to them, 'Do not be alarmed; you are looking for Jesus of Nazareth, who was crucified. He has been raised; he is not here. Look, there is the place they laid him. But go, tell his disciples and Peter that he is going ahead of you to Galilee; there you will see him, just as he told you.' So they went out and fled from the tomb, for terror and amazement had seized them; and they said nothing to anyone, for they were afraid.

Mark 16:4-8



Look again at the images of the Easter Story on the previous page.



Match each of the images to the relevant Bible text. **Write** the letter of the image next to the Bible text.